

Electric Clamping Device with standard hook

The clamping device is a solution for moving different types of trolleys with different tube sizes. The clamping device can also be used to prevent sliding of the hook along the trolley's tube or to make sure the machine stays connected to the trolley even when driving on uneven surfaces.

The clamping device consists of the Electric base part (art. nr. 343441) and the bottom plate (art. nr. 343468 incl. rubber dampers and mounting plate).

The clamping device can be ordered with the standard bottom plate or with a custom made bottom plate and damper set according to the desired specifications.

How to use

The clamping device is operated by a rocker switch on the tiller head. By pressing this switch the clamping device will close/press until it reaches the end of the device's stroke, or until the rubber dampers press against the trolley's profile, and 500N of pressure is reached. By pressing the switch in the other direction the clamping device will fully open/retract.

When the hinge possibility of the clamping device needs to be disabled (for instance in combination with a remote controlled machine) this can be done by using the hook fixation tool (art. nr. 341145).

Safety

The clamping device is programmed with a clamping pressure of max 500N (± 50 kg). The self-locking capability is 1500N (± 150 kg). The power cable is protected by a metal protection sleeve.

Service

When the clamping device does not rotate back to its neutral (0°) position, without trolley attached, the spring system (art. nr. 333817) needs to be serviced or replaced.

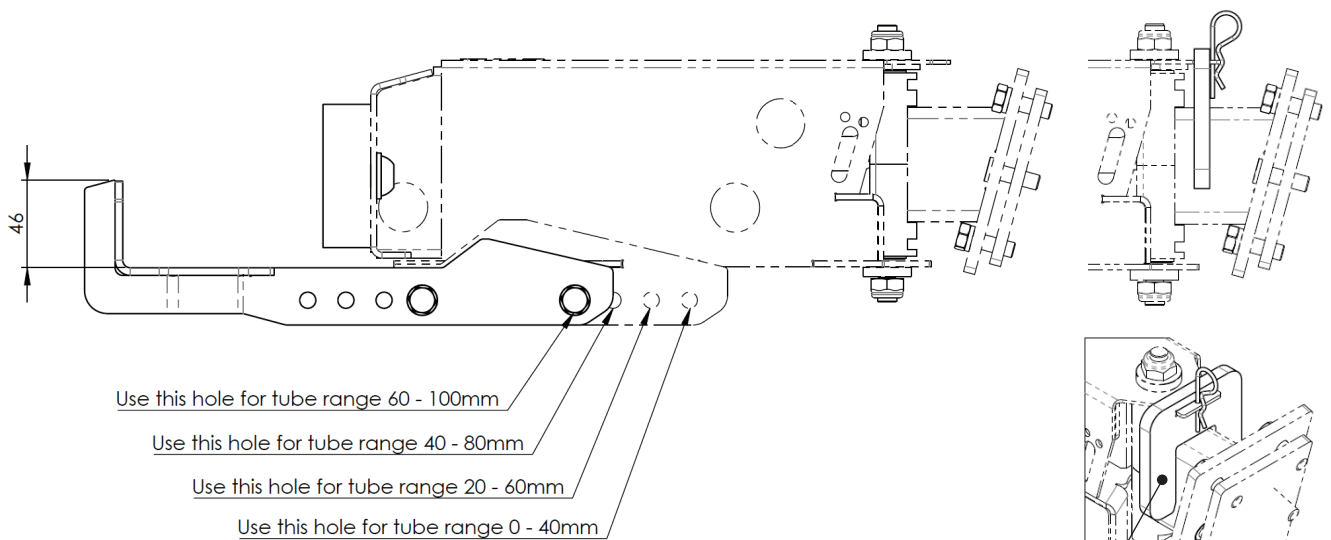
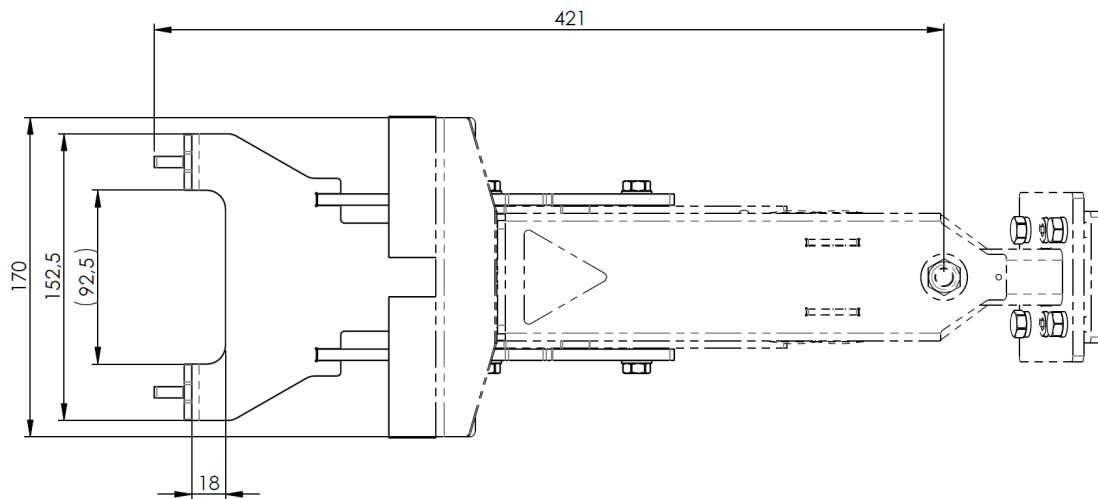
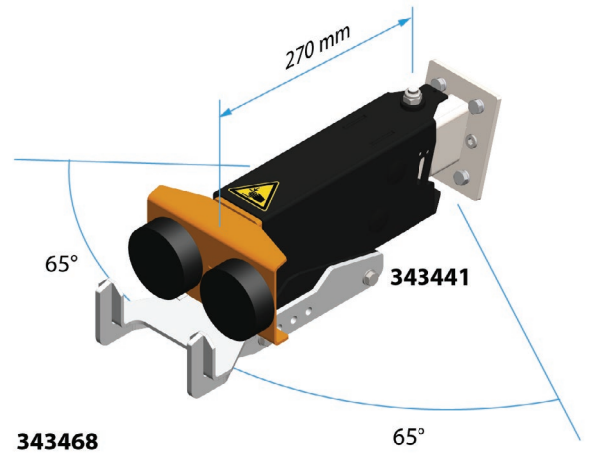
The rubber front dampers incl. mounting plate (art. nr. M4054) can be replaced when necessary.

Residual risks

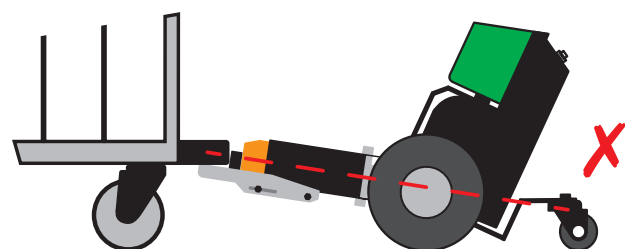
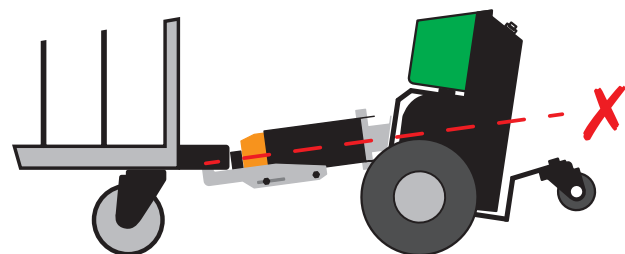
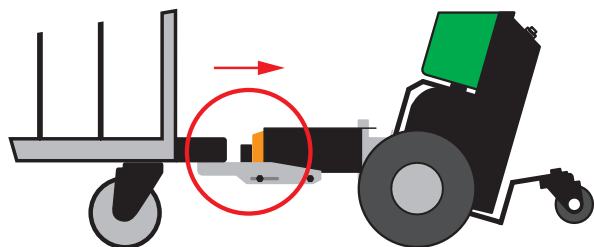

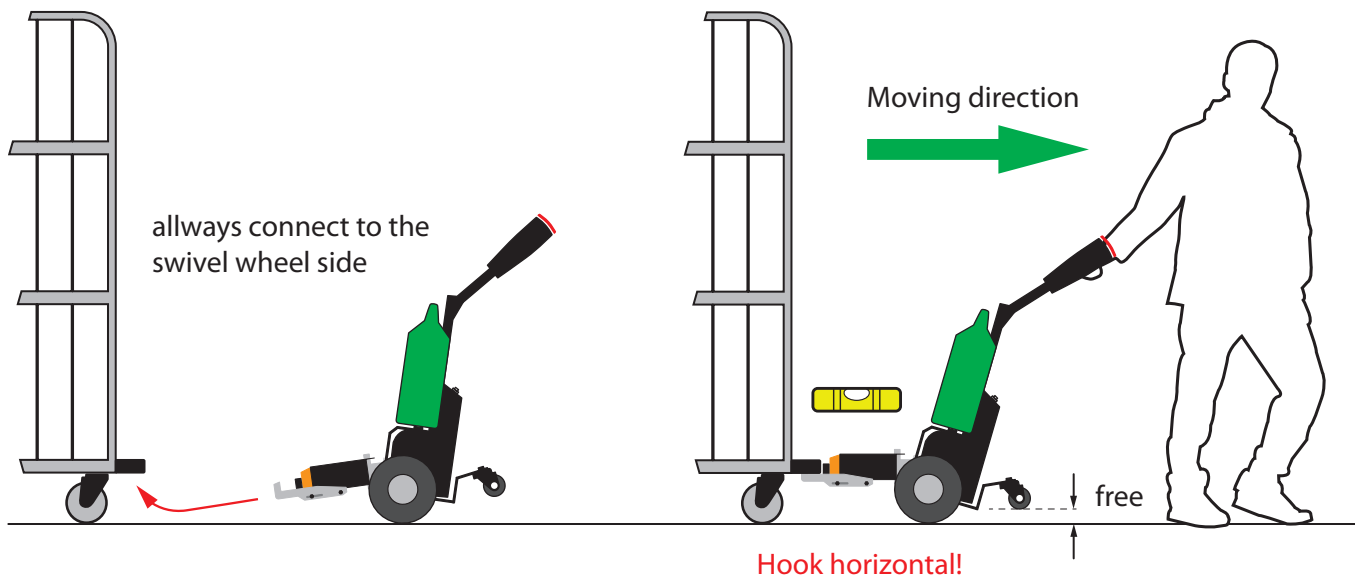
- » When the clamping switch is pressed the clamping device will move automatically to its end- or start position. This poses a clamping hazard to the operator and bystanders. Please be aware of this risk and never operate the clamping device if there is a risk of anything other than the profile of the trolley entering the clamping device.
- » Never press the clamping switch while driving.
- » Never operate the clamping device on a slope, even while standing still.
- » Only operate the clamping device with the machine and trolley in stationary position on even ground, and make sure neither one can start rolling by itself.
- » Only use the clamping device on closed tubes (square or rectangular) or solid strips of maximum 100 mm.
- » When moving the load, do not exceed the maximum angle of 65° (both sides).
- » The clamping device with standard bottom plate can also be used for round tubes up to a maximum diameter 50 mm.
- » The height of the clamping device is adjustable on the machine. Always check that the clamping device is in the correct position for the trolley to be moved. See page 3 of this datasheet or the machine's user manual for more information.
- » Always check if the trolley is in good condition before connecting and moving it.

Specifications

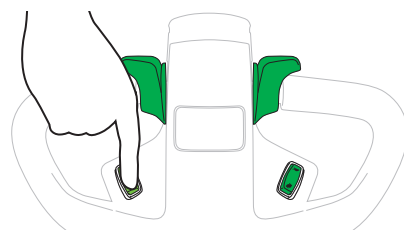
- » Durable integrated springsystems: more than 100.000 cycli.
- » Clamping range: 0 – 40 mm
 - 20 – 60 mm
 - 40 – 80 mm
 - 60 – 100 mm
- » Suitable for TT1000-T-Basic, TT1000-T and the TT1500-T
- » Available in INOX
- » 2x Rubber dampers/grippers Ø 75 mm. 55 Shore.
- » Bottom plate width 153 mm.
- » Total lenght 421 mm. Pivot point till front of bottom plate in fully extended position.
- » Movexx actuator 11 mm/s.
- » Self-locking capability 1500N (\pm 150 kg).
- » Standard clamping force 500N (\pm 50 kg) (adjustable).
- » Power cable protected by metal protection sleeve.



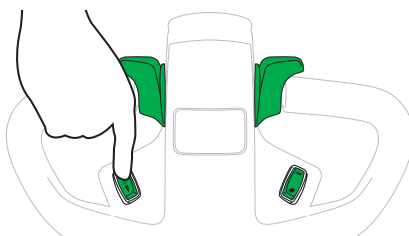
Hook fixation 341145



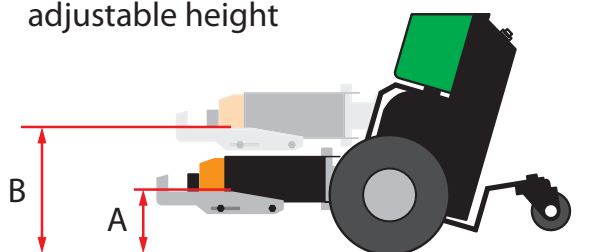
Hook closed



Hook open



adjustable height



Dimensions

	A	B
TT1000-T-Basic	100	220
TT1000-T	100	240
TT1500-T	110	250

